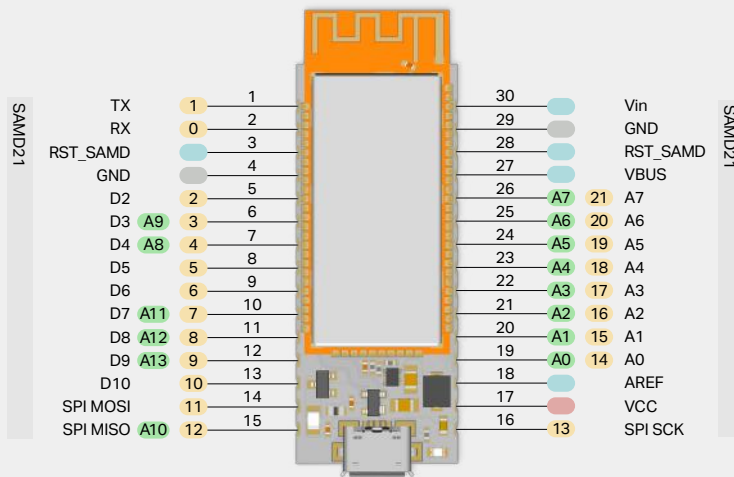


PIN DESCRIPTION

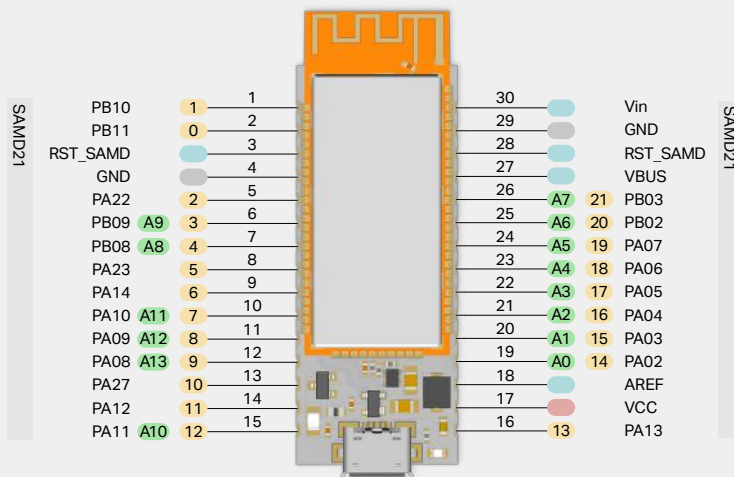
# Briki MBC Nano Adapter Arduino Pinout Mapping



- SAMD21 power supply pin
- ESP32 power supply pin
- Ground pin
- Arduino® Analog Input pin (can also be used as digital GPIO)
- Arduino® Digital GPIO pin
- Arduino® Digital GPI pin
- Special function pin - USB, SAMD21/ESP reset

PIN DESCRIPTION

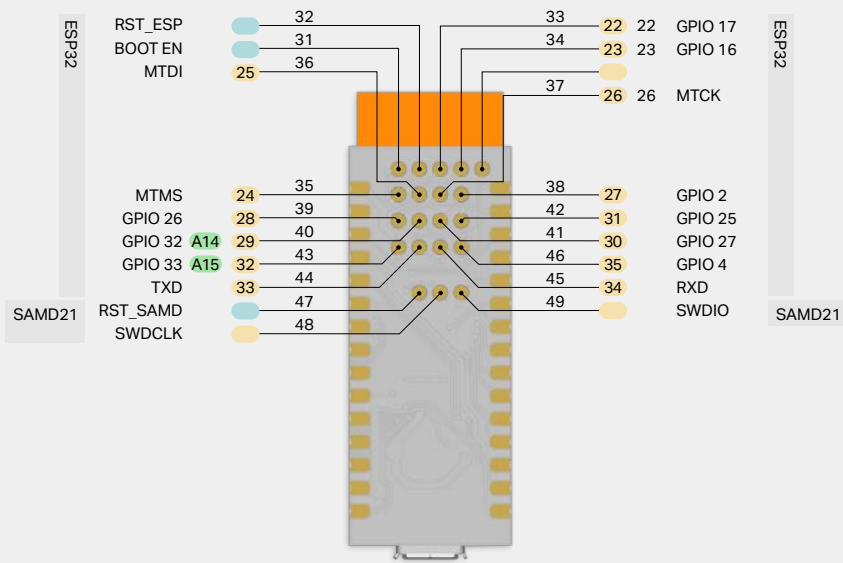
# Briki MBC Nano Adapter GPIO MCU Mapping - Top side



- SAMD21 power supply pin
- ESP32 power supply pin
- Ground pin
- Arduino® Analog Input pin (can also be used as digital GPIO)
- Arduino® Digital GPIO pin
- Arduino® Digital GPI pin
- Special function pin - USB, SAMD21/ESP reset

PIN DESCRIPTION

# Briki MBC Nano Adapter GPIO MCU Mapping - Bottom side



- SAMD21 power supply pin
- ESP32 power supply pin
- Ground pin
- Arduino® Analog Input pin (can also be used as digital GPIO)
- Arduino® Digital GPIO pin
- Arduino® Digital GPI pin
- Special function pin - USB, SAMD21/ESP reset